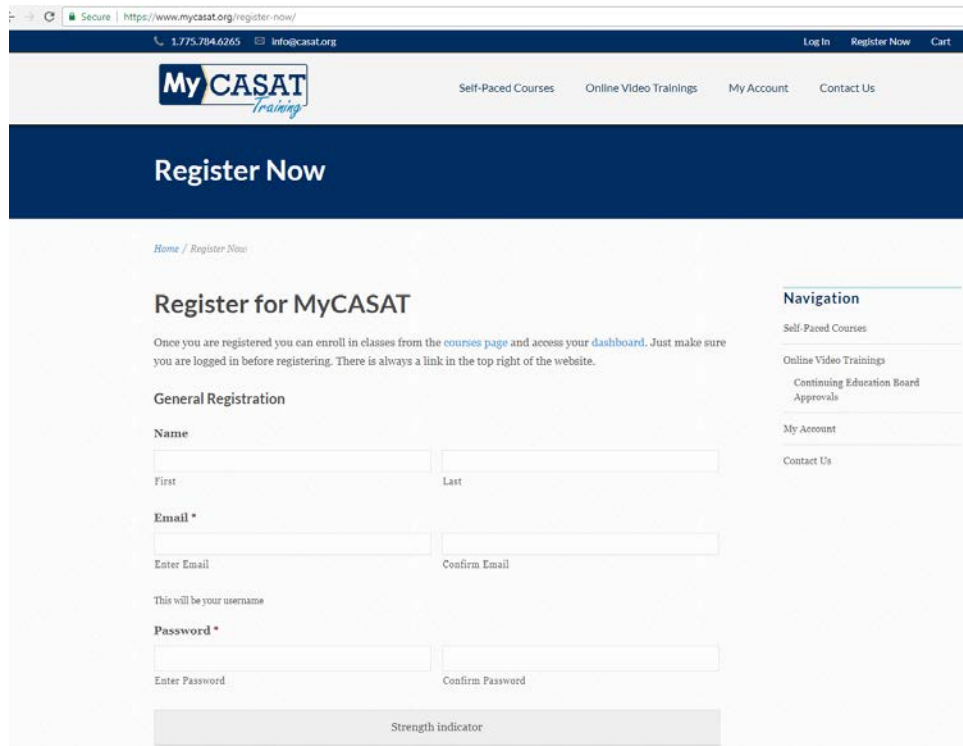


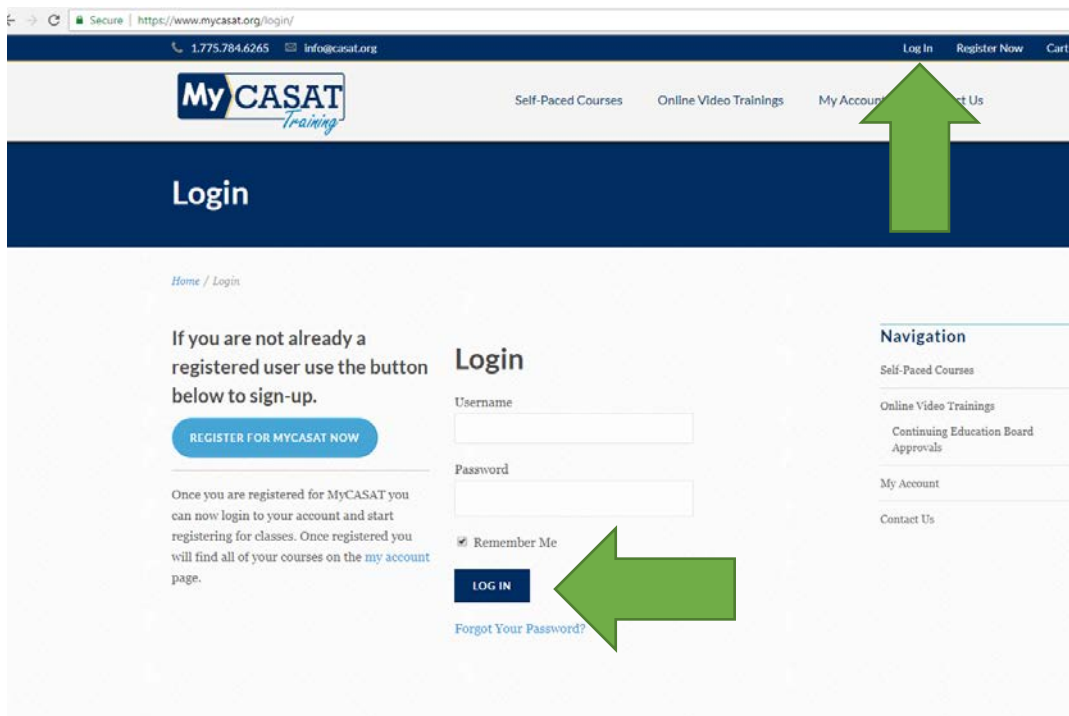
Steps to register for Peer Support Specialist 101 training

1. Go to <https://www.mycasat.org/register-now/> and create an account:



The screenshot shows the MyCASAT registration page. At the top, there is a navigation bar with the MyCASAT logo, contact information (1.775.784.6265, info@casat.org), and links for Log In, Register Now, and Cart. Below the navigation bar, there are links for Self-Paced Courses, Online Video Trainings, My Account, and Contact Us. A large blue banner with the text "Register Now" is prominent. The main content area is titled "Register for MyCASAT" and includes a brief introduction: "Once you are registered you can enroll in classes from the courses page and access your dashboard. Just make sure you are logged in before registering. There is always a link in the top right of the website." The registration form is titled "General Registration" and contains the following fields: Name (First and Last), Email (Enter Email and Confirm Email), Password (Enter Password and Confirm Password), and a Strength indicator. A "Navigation" sidebar on the right lists: Self-Paced Courses, Online Video Trainings, Continuing Education Board Approvals, My Account, and Contact Us.

2. Select *Log In* in the upper right hand corner. Enter your credentials (your email is your username) and log in to your new account:



The screenshot shows the MyCASAT login page. At the top, there is a navigation bar with the MyCASAT logo, contact information (1.775.784.6265, info@casat.org), and links for Log In, Register Now, and Cart. Below the navigation bar, there are links for Self-Paced Courses, Online Video Trainings, My Account, and Contact Us. A large blue banner with the text "Login" is prominent. The main content area is titled "Login" and includes a message: "If you are not already a registered user use the button below to sign-up." Below this message is a blue button labeled "REGISTER FOR MYCASAT NOW". To the right of the message is a "Login" form with fields for Username and Password, a "Remember Me" checkbox, a "LOG IN" button, and a "Forgot Your Password?" link. A "Navigation" sidebar on the right lists: Self-Paced Courses, Online Video Trainings, Continuing Education Board Approvals, My Account, and Contact Us. A green arrow points to the "Log In" link in the top navigation bar, and another green arrow points to the "LOG IN" button in the login form.

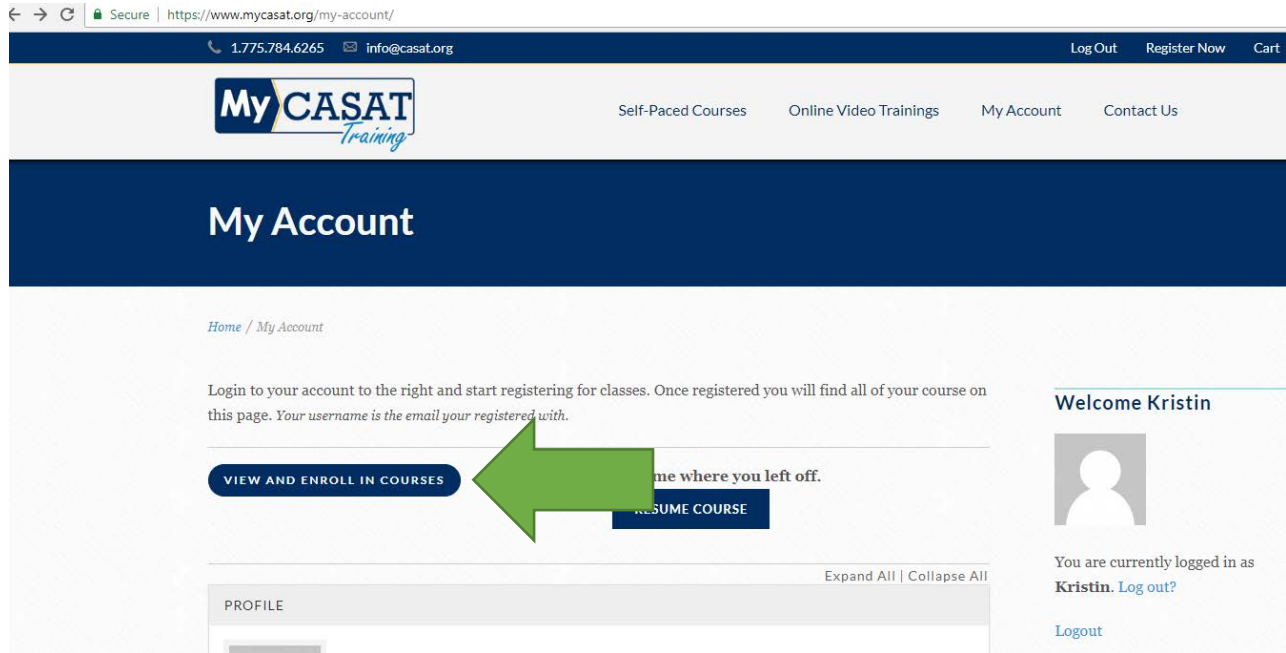
Sponsored by



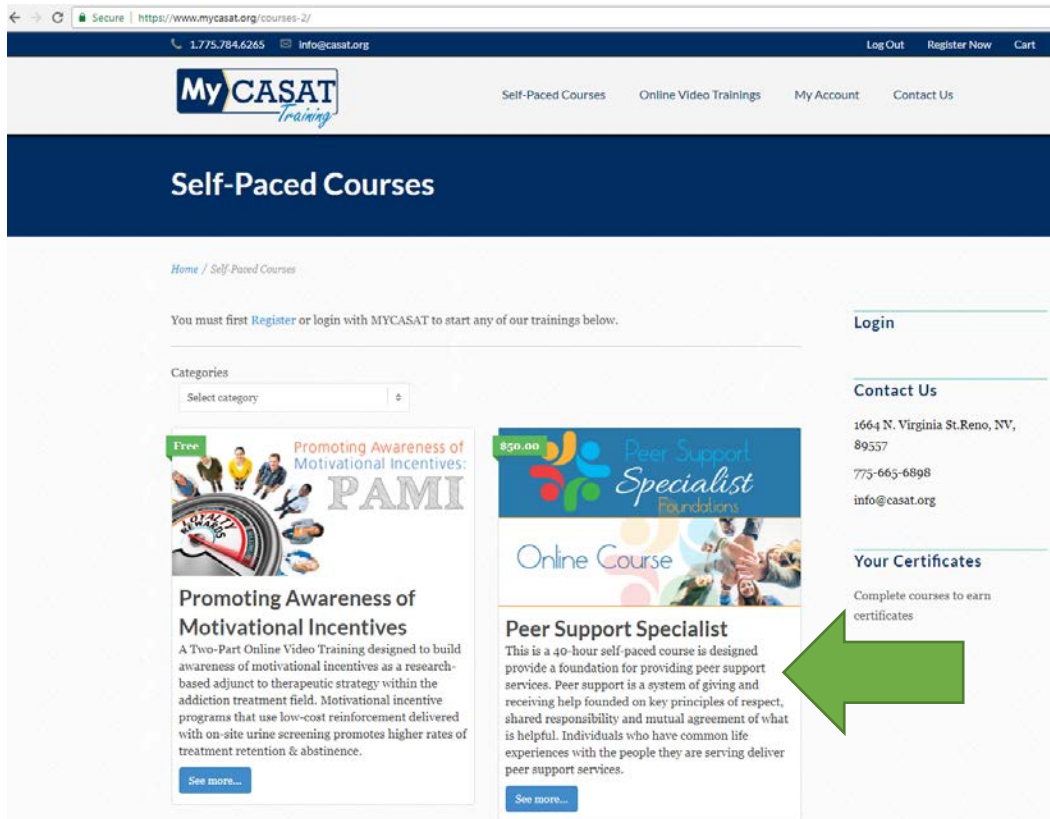
For our partners at



3. Once in your account, select the **View and Enroll in Courses** button:



4. Select the course you would like to enroll in:



Sponsored by



For our partners at



5. Scroll down and select the *Take this Course* button:

The screenshot shows the MyCASAT website interface. At the top, there is a navigation bar with the MyCASAT logo and links for 'Self-Paced Courses', 'Online Video Trainings', 'My Account', and 'Contact Us'. The main content area features a banner for 'Foundations Online Course' with a group of people. Below the banner, the course title 'Peer Support Specialist 101 - Online Course' is displayed, along with its status 'Not Started'. A detailed description of the course follows, including its duration (46 CEhs) and the completion of a workbook. A 'Please note' section explains that completion does not lead to certification. At the bottom of the page, a green button labeled 'Take this Course' is highlighted with a large green arrow pointing to it from the right.

6. Complete registration form, payment information (see Step 7 if you have a coupon code), and select *Submit* button:

The screenshot displays the 'Peer Support Registration' form. The form includes fields for 'Price' (\$30.00), 'Name' (First: Kristin, Last: Smith), 'Address' (City, State/Province/Region), 'Email', 'Phone', and 'Date'. There are radio buttons for 'Do you have a coupon code?' (Yes/No) and a 'Credit Card' section with fields for 'Card Number', 'Expiration Date' (Month and Year), 'Security Code', and 'Cardholder Name'. The 'Total' is listed as \$50.00. A dark blue 'SUBMIT' button is located at the bottom of the form, highlighted with a large green arrow pointing to it from the right. On the right side of the page, there are sections for 'Login', 'Contact Us' (with address and phone number), and 'Your Certificates'.



7. If you have a coupon code, select **Yes**, enter your coupon code, and select **Apply**:

Secure | <https://www.mycasat.org/peer-support-registration/>

Peer Support Registration

Peer Support Registration

Price: * Price: 550.00

Name *
First: Kristin Last: Smith

Address *
City: State / Province / Region:

Email:

Phone *:

Date *:

Do you have a coupon code?
 Yes
 No

Coupon: XXXXXXXX

APPLY

Login

Contact Us
1664 N. Virginia St. Reno, NV, 89557
775-665-6898
info@casat.org

Your Certificates
Complete courses to earn certificates

8. You will receive a confirmation email that you have successfully registered for the course.

We hope you enjoy the course! If you have questions or issues, please contact us at 775-784-6265.